

READ ME FIRST

Thank you for purchasing a Rinnai Wireless Demand Recirculation Kit. Wireless Demand Recirculation is compatible only with Rinnai Tankless Water Heaters that feature Rinnai Circ-Logic™. Please read the information below regarding the installation sequence of your wireless accessories.

Wireless Demand Recirculation Kit




Push Button, Temperature Sensor and Recirculation Pump (Part #: RWMKT03P)

Package Contents:

- | | | |
|-------------------------------------|---|------------|
| <input checked="" type="checkbox"/> | Control-R™ Module | Quantity 1 |
| <input checked="" type="checkbox"/> | Push Button | Quantity 1 |
| <input checked="" type="checkbox"/> | Temperature Sensor | Quantity 1 |
| <input checked="" type="checkbox"/> | Grundfos Recirculation Pump (includes “Grundfos
GTK03 Kit with Rinnai Circ-Logic™ Manual”) | Quantity 1 |

Installation Sequence

Rinnai recommends installing and pairing your wireless accessories in the sequence shown below. Detailed instructions are supplied in each package.

1. Install Control-R™ Module 
2. Pair Control-R™ Module with Push Button and Temperature
3. Install Push Button in Desired Location 
4. Install Temperature Sensor in Desired Location 

Technical Assistance: For technical assistance, please contact Rinnai at 1-866-746-6241.