

READ ME FIRST

Thank you for purchasing a Rinnai Wireless Demand Recirculation Kit. Wireless Demand Recirculation is compatible only with Rinnai Tankless Water Heaters that feature Rinnai Circ-Logic™. Please read the information below regarding the installation sequence of your wireless accessories.




Wireless Demand Recirculation Kit *Push Button and Temperature Sensor (Part #: RWMKT03)*

Package Contents:

- Control-R™ Module *Quantity 1*
- Push Button *Quantity 1*
- Temperature Sensor *Quantity 1*

Installation Sequence

Rinnai recommends installing and pairing your wireless accessories in the sequence shown below. Detailed instructions are supplied in each package.

1. Install Control-R™ Module 
2. Pair Control-R™ Module with Push Button and Temperature Sensor
3. Install Push Button in Desired Location 
4. Install Temperature Sensor in Desired Location 

Technical Assistance: For technical assistance, please contact Rinnai at 1-866-746-6241.